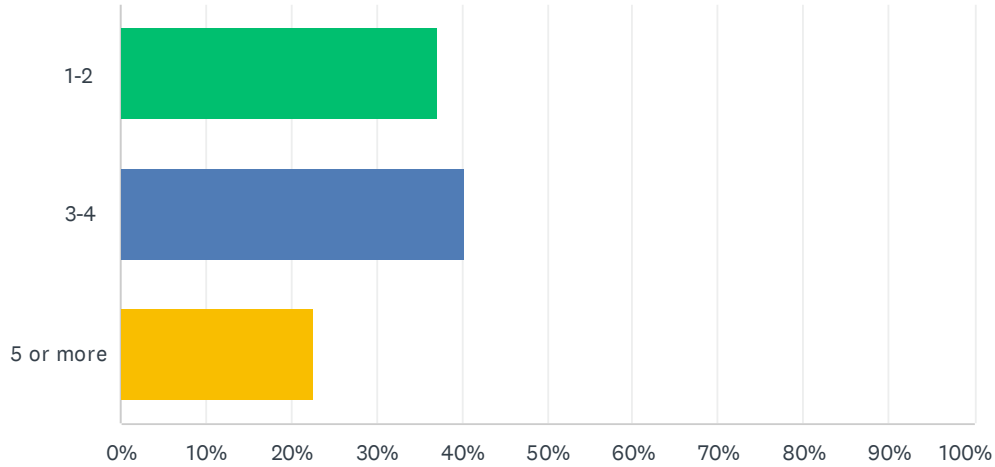


Q1 How many servings of fruits do you eat a day? One serving is most easily identified as the size of your palm.

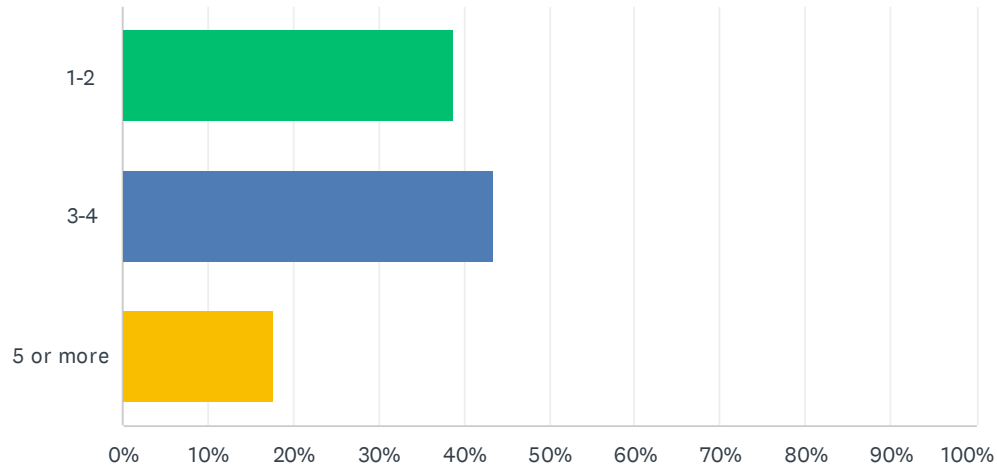
Answered: 62 Skipped: 1



ANSWER CHOICES	RESPONSES	
1-2	37.10%	23
3-4	40.32%	25
5 or more	22.58%	14
TOTAL		62

Q2 How many servings of vegetables do you eat a day? One serving is most easily identified as the size of your palm.

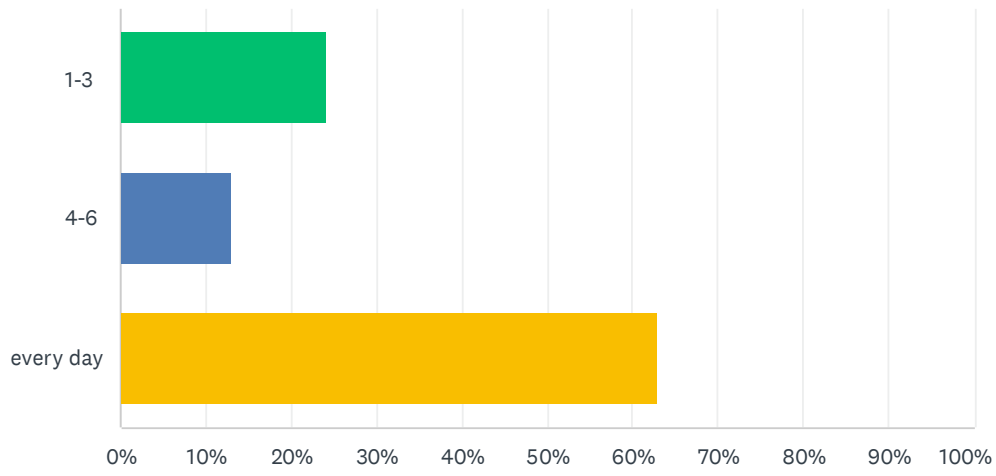
Answered: 62 Skipped: 1



ANSWER CHOICES	RESPONSES
1-2	38.71% 24
3-4	43.55% 27
5 or more	17.74% 11
TOTAL	62

Q3 How many times a week do you eat breakfast?

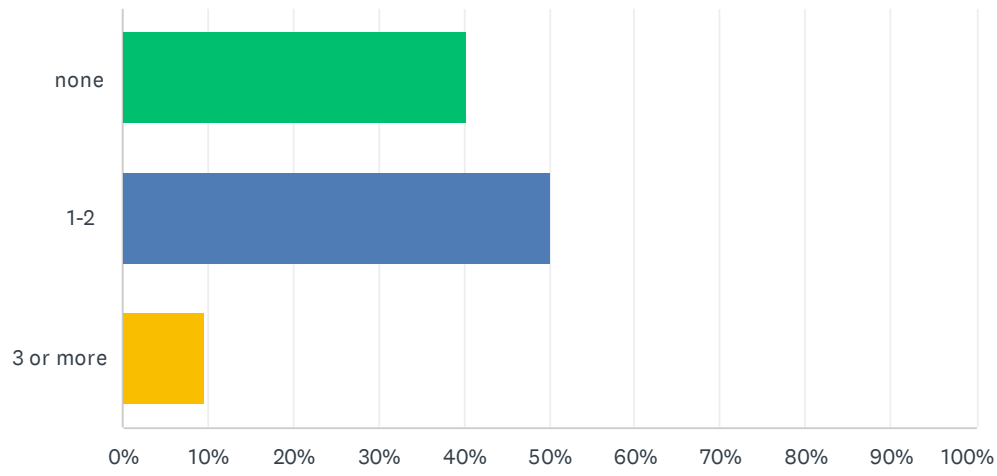
Answered: 62 Skipped: 1



ANSWER CHOICES	RESPONSES	
1-3	24.19%	15
4-6	12.90%	8
every day	62.90%	39
TOTAL		62

Q4 How many times a week do you eat takeout or fast food?

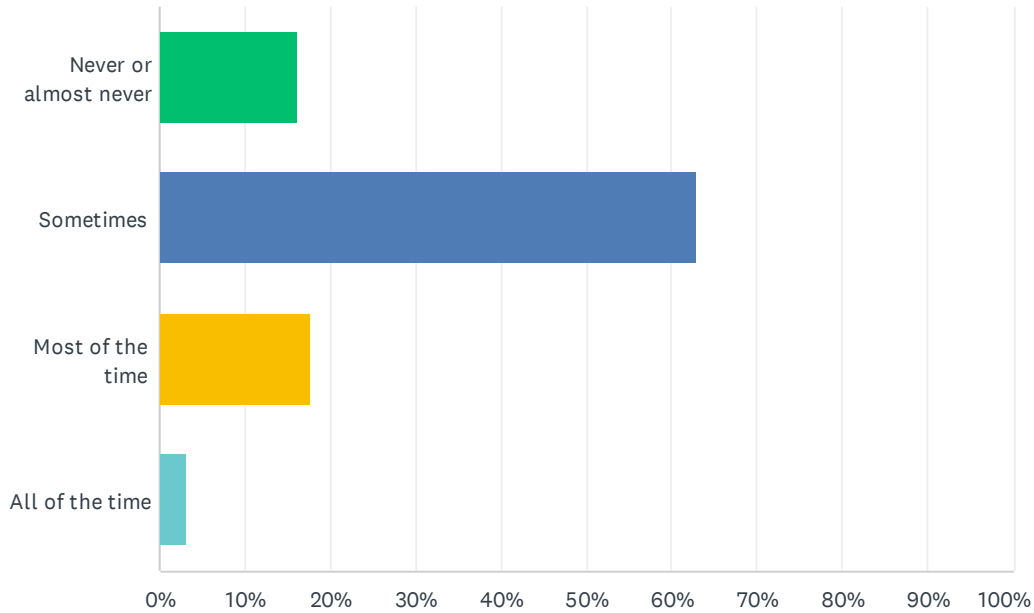
Answered: 62 Skipped: 1



ANSWER CHOICES	RESPONSES	
none	40.32%	25
1-2	50.00%	31
3 or more	9.68%	6
TOTAL		62

Q5 How often do you drink sugary drinks (soda, energy drinks, fruit-flavoured drinks)?

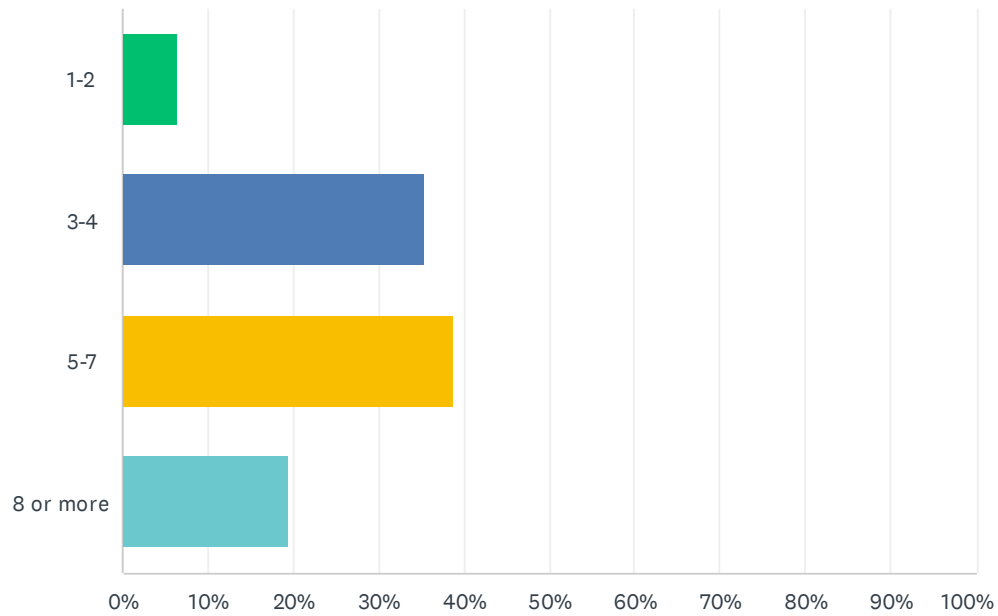
Answered: 62 Skipped: 1



ANSWER CHOICES	RESPONSES
Never or almost never	16.13% 10
Sometimes	62.90% 39
Most of the time	17.74% 11
All of the time	3.23% 2
TOTAL	62

Q6 How many glasses of water do you drink a day (1 glass=250ml)?

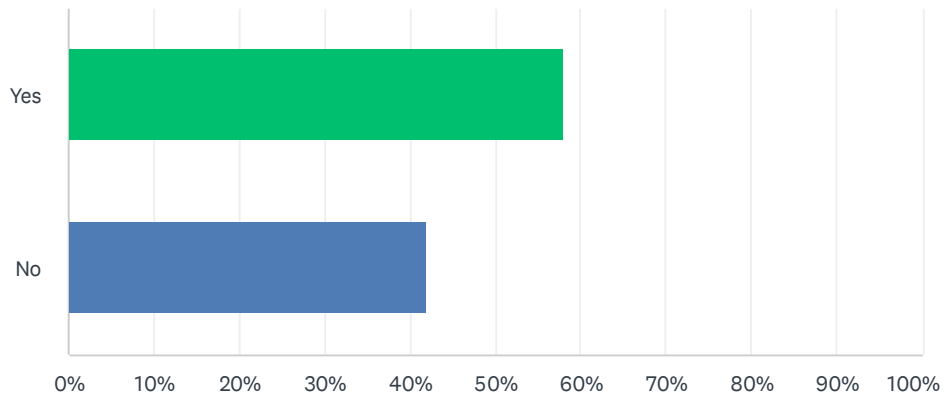
Answered: 62 Skipped: 1



ANSWER CHOICES	RESPONSES
1-2	6.45% 4
3-4	35.48% 22
5-7	38.71% 24
8 or more	19.35% 12
TOTAL	62

Q7 Does your family limit the amount of sugar and salt in your diet?

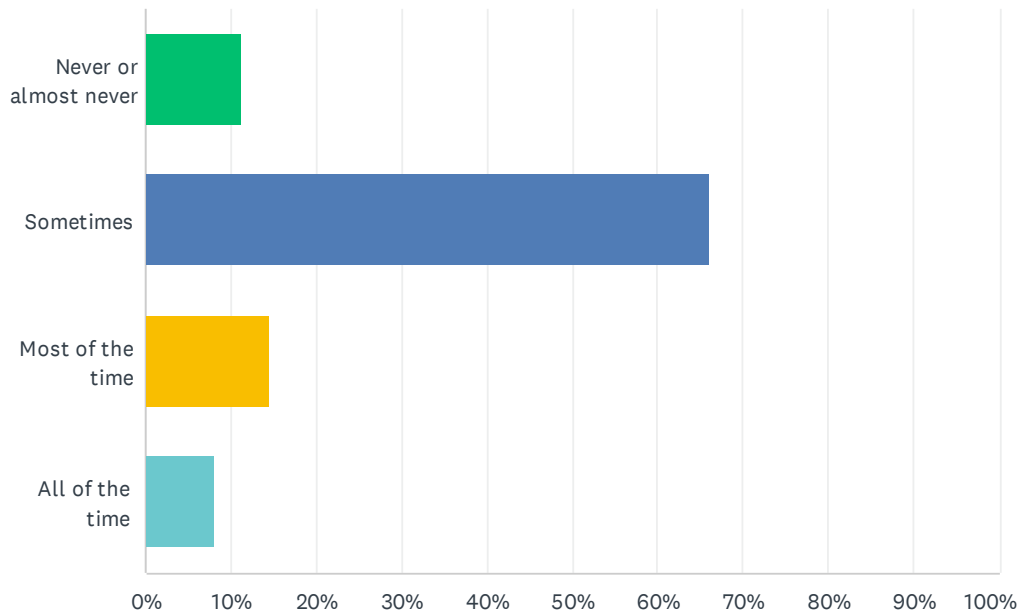
Answered: 62 Skipped: 1



ANSWER CHOICES	RESPONSES	
Yes	58.06%	36
No	41.94%	26
TOTAL		62

Q8 How often does your family eat low-fat or fat-free products?

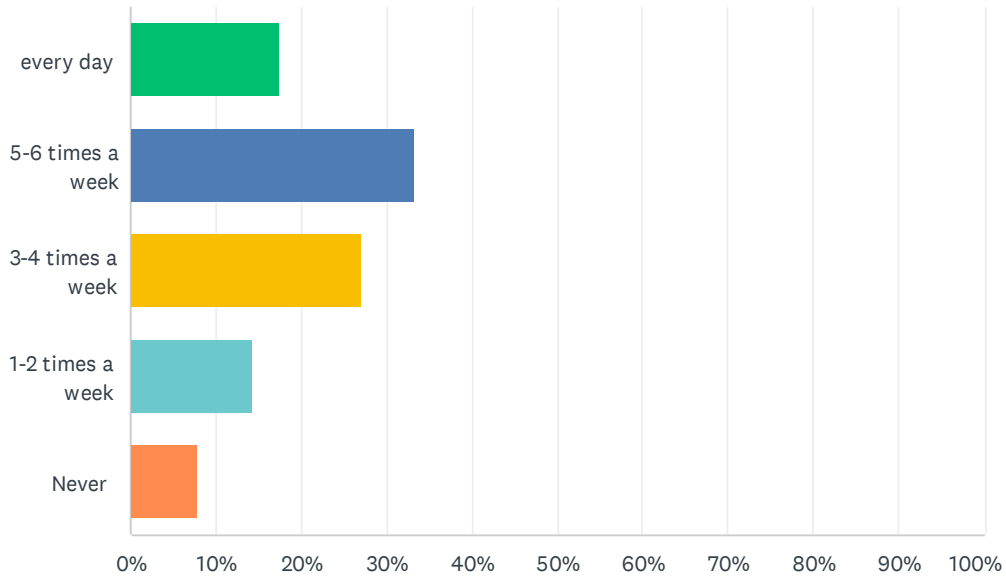
Answered: 62 Skipped: 1



ANSWER CHOICES	RESPONSES	
Never or almost never	11.29%	7
Sometimes	66.13%	41
Most of the time	14.52%	9
All of the time	8.06%	5
TOTAL		62

Q9 How often do you eat meat?

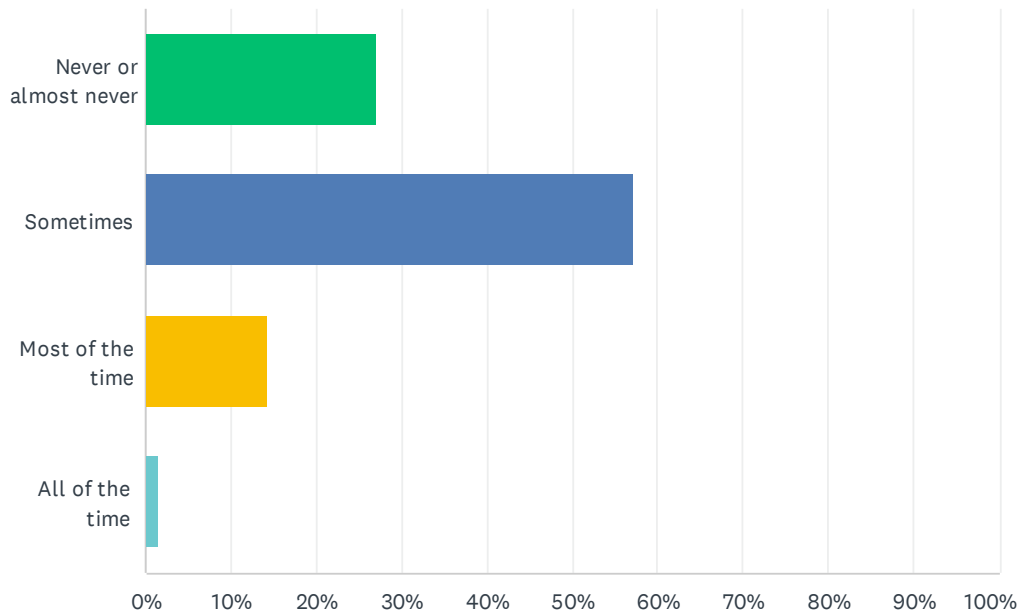
Answered: 63 Skipped: 0



ANSWER CHOICES	RESPONSES	
every day	17.46%	11
5-6 times a week	33.33%	21
3-4 times a week	26.98%	17
1-2 times a week	14.29%	9
Never	7.94%	5
TOTAL		63

Q10 How often do you eat fish?

Answered: 63 Skipped: 0



ANSWER CHOICES	RESPONSES	
Never or almost never	26.98%	17
Sometimes	57.14%	36
Most of the time	14.29%	9
All of the time	1.59%	1
TOTAL		63